



MINDPOWER SOLUTIONS

JANUARY  
2012

# Thailand Medical Tourism Industry Outlook to 2015

## TABLE OF CONTENTS

1. Medical Tourism in Thailand - Overview
  - Types of Medical Travelers Profile
2. Medical Tourism Value Chain in Thailand
3. Total Foreign Patients Treated and Foreign Patients Revenue in Thailand, 2005-2010
4. Medical Tourism Treatment Cost Comparison, 2010
5. Foreign Patients by Nationality, 2010
6. Competitive Landscape of Major Hospitals (Piyavate, Bumrungrad Hospital, Bangkok Dusit Medical Services), 2010
  - 6.1. Market Share of Major Thailand Hospitals by Number of Foreign Patients Treated, 2010
7. Major Drivers and Growth Barriers
  - Major Drivers
  - Growth Barriers
8. Thailand Medical Tourism Future Outlook and Projections
  - 8.1. Expected Foreign Patients and Foreign Patients Revenue, 2011-2015
9. Medical Tourism Industry Factors: Historical and Projections
  - 9.1. Total Foreign Tourist Arrivals and Tourism Receipts in Thailand, 2005-2015
  - 9.2. Healthcare Expenditure in Thailand, 2005-2015
10. Appendix
  - 10.1. Market Definition
  - 10.2. Abbreviations
  - 10.3. Research Methodology
    - Data Collection Methods
    - Approach
  - Disclaimer

## LIST OF FIGURES

Figure 1: Number of Total Foreign Patients in Thousands and Foreign Patients Revenue in Thailand in USD Million, 2005-2010

Figure 2: Foreign Patients by Nationality in Percentage, 2010

Figure 3: Market Share of Major Hospitals on the Basis of Number of Foreign Patients Treated, in Percentage, 2010

Figure 4: Expected Foreign Patients in Thousands and Foreign Patients Revenue in USD Million, 2011-2015

Figure 5: Total Foreign Tourist Arrivals in Million and Tourism Receipts in USD Billion, 2005-2015

Figure 6: Healthcare Expenditure in Thailand, in USD Billion, 2005-2015

## LIST OF TABLES

Table 1: Medical Treatment Cost Comparison among the US, India, Thailand, Singapore, Malaysia, Mexico and the UK, in USD, 2010

Table 2: Foreign Patients by Nationality in Thousands, 2010

Table 3: Competitive Landscape of Major Hospital Chain/Group in Thailand (Piyavate, Bumrungrad Hospital, Bangkok Dusit Medical Services), 2010

Table 4: Key Performance Indicators of Major Indian Hospitals in Terms of Foreign Patients Treated, No. of Hospitals and Beds, 2010

Table 5: Total Foreign Tourist Arrivals in Million and Tourism Receipts in USD Billion, 2005-2015

## MEDICAL TOURISM IN THAILAND

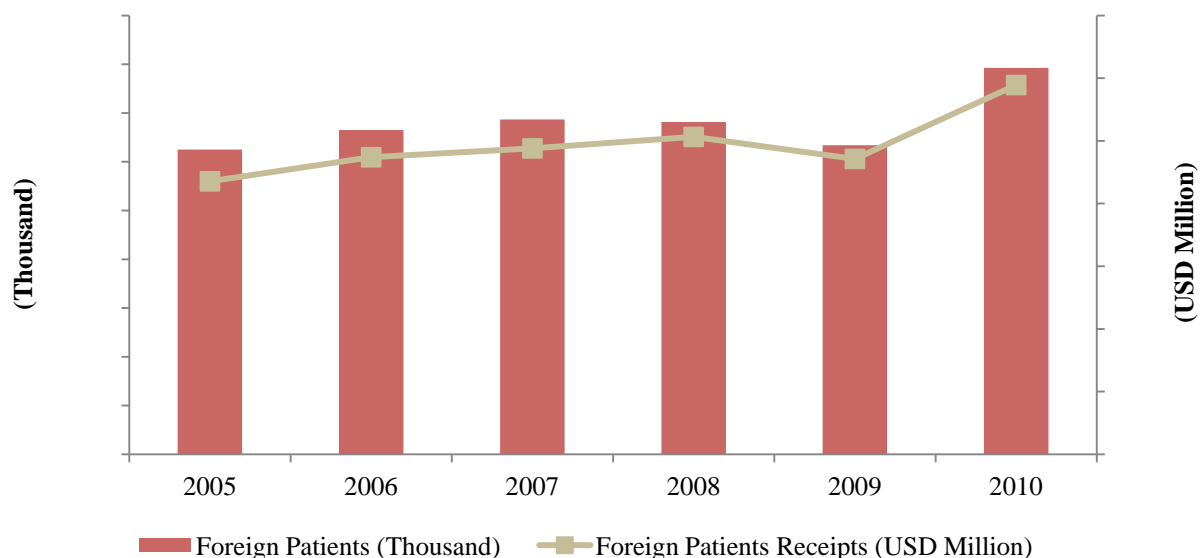
### TOTAL FOREIGN PATIENTS TREATED AND FOREIGN PATIENTS REVENUE IN THAILAND, 2005-2010

Thailand health tourism industry has witnessed many peaks and troughs in the last decade. The country has witnessed several challenges in terms of political protest, natural disasters and financial turmoil which have disrupted the industry and has caused a huge opportunity loss to the country. However, Thailand has recuperated from these challenges and has managed to register a considerable average annual growth of ~% in the last 5 years.

“ Bangkok, Chiang Mai, Koh Samui and Phuket are touted as the epicenter of health care services in Thailand ”

The total number of foreign patients has increased from ~ thousand in 2005 to ~ thousand in 2010. Factors such as international accreditation, updated technology, highly qualified medical personnel and affordable costs have contributed to the growth of this industry. Bangkok, Chiang Mai, Koh Samui and Phuket are touted as the epicenter of health care services in Thailand and have become the hub for medical tourism.

**Figure: Number of Total Foreign Patients in Thousands and Foreign Patients Revenue in Thailand in USD Million, 2005-2010**



## MEDICAL TOURISM TREATMENT COST COMPARISON, 2010

There is huge difference in the cost of the treatment being offered in the US and in Asian countries. For instance, Angioplasty treatment will cost USD ~ in the US while it will cost USD ~ in India and Malaysia, USD ~ in Thailand and USD ~ in Singapore. This huge difference in the cost is largely due to the lower labour cost in the countries in Asia region. Even in case of medical diagnostic tests such as MRI scan, there exists a huge gap between the cost charged in the US and in India.

**Table: Medical Treatment Cost Comparison among the US, India, Thailand, Singapore, Malaysia, Mexico and the UK, in USD, 2010**

Procedure <sup>1,2</sup>	The US	India	Thailand	Singapore	Malaysia	Mexico	South Korea
Heart bypass (CABG)							
Heart Valve replacement							
Angioplasty							
Hip replacement							
Knee replacement							
Gastric bypass							
Hip resurfacing							
Spinal fusion							
Mastectomy							
Rhinoplasty							
Tummy Tuck							
Breast reduction							
Breast implants							
Crown							
Tooth whitening							



Dental implants							
-----------------	--	--	--	--	--	--	--

Notes:

1. Costs of surgeries around the world. Costs given in USD

2. The price comparisons for surgery take into account hospital and doctor charges, but do not include the costs of flights and hotel bills for the expected length of stay.

## FOREIGN PATIENTS BY NATIONALITY, 2010

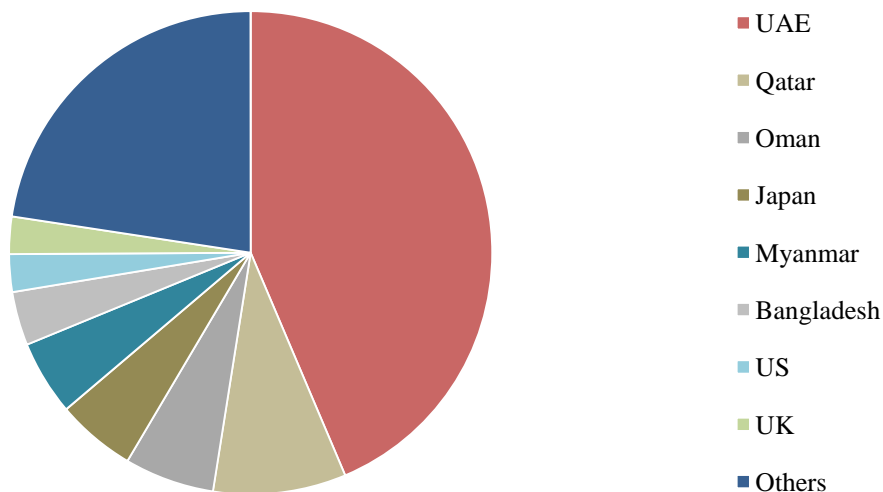
Thailand is one of major health tourism destination for international patients especially for the Middle East with the high class medical technology, low cost treatments and enriching

“Thailand has registered the largest foreign patients’ arrivals from UAE which accounted for ~% of the total foreign patients in 2010”

tourist experience. The country has registered the largest foreign patients’ arrivals from UAE which accounted for ~% of the total foreign patients in 2010. This is followed by Qatar and Oman which accounted for ~% and ~% of the total foreign patients respectively. Japan and Myanmar is the fourth and

fifth largest contributor to the total foreign patients’ arrivals. Around ~ thousand Japanese and ~ thousand Myanmar patients were treated in Thailand in 2010...

**Figure: Foreign Patients by Nationality in Percentage, 2010**



**Table: Foreign Patients by Nationality in Thousands, 2010**

Nationality	Foreign Patients (Thousands), 2010
UAE	
Qatar	
Oman	
Japan	
Myanmar	
Bangladesh	
US	
UK	
Others	

**COMPETITIVE LANDSCAPE OF MAJOR HOSPITALS (PIYAVATE, BUMRUNGRAD HOSPITAL, BANGKOK DUSIT MEDICAL SERVICES), 2010**

**MARKET SHARE OF MAJOR THAILAND HOSPITALS BY NUMBER OF FOREIGN PATIENTS TREATED, 2010**

Bumrungrad Hospital is the leader in Thailand in terms of the foreign patients treated with the market share of ~% in 2010. The hospital treated ~ international patients in 2010 from ~ countries and generated USD ~ million revenues from foreign patients. Bangkok Dusit

“Bumrungrad Hospital is the leader in Thailand in terms of the foreign patients treated with the market share of ~% in 2010. The hospital treated ~ international patients in 2010 from ~ countries”

Medical Services is the second largest foreign patients treating hospital in Thailand which served over ~ international patients in 2010 and recorded international patients' revenue of USD ~ million. The group operates with ~ inpatient beds and specializes in endocrinology (diabetes), gynecology, nephrology (kidneys), orthopedics,

radiology, urology, cosmetic surgery, eye and LASIK, gastrointestinal tract and liver, and ear, nose and throat (ENT) treatments.



**Table 1: Key Performance Indicators of Major Indian Hospitals in Terms of Foreign Patients Treated, No. of Hospitals and Beds, 2010**

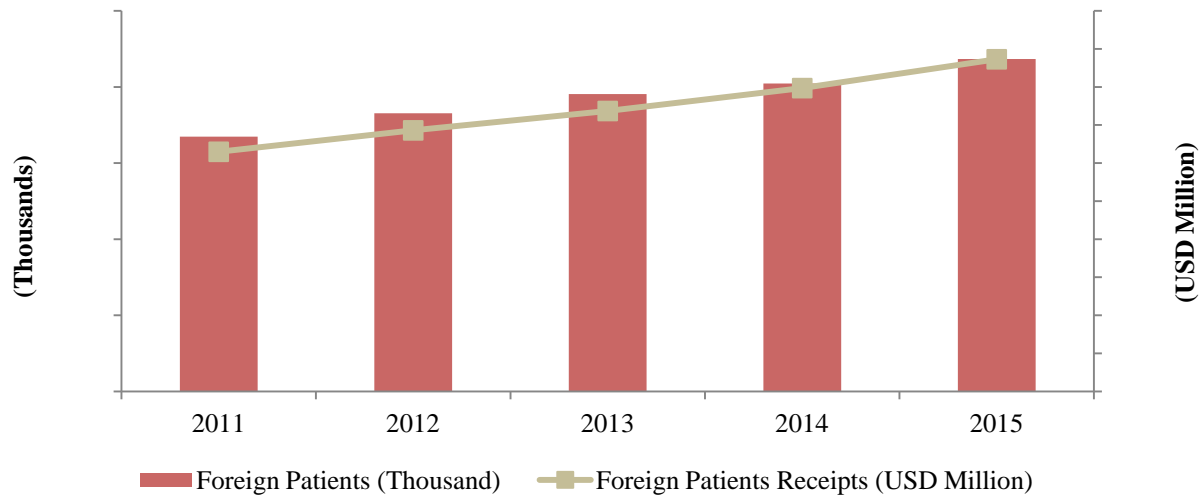
Hospital Chain/Group	Foreign Patients	Number of Beds	International Patients Revenue (USD Million)
Bumrungrad Hospital			
Bangkok Dusit Medical Services (BDMS)			
Piyavate Hospital			
Vejthani Hospital			

## THAILAND MEDICAL TOURISM FUTURE OUTLOOK AND PROJECTIONS

...Overall, the long term prospects of the country's medical tourism industry look promising with profound healthcare support, developed infrastructure and natural attractions. It is expected that number of foreign patients in the country will increase at an expected CAGR of ~% to ~ thousand in 2015 from ~ thousand in 2010, given normal business conditions of no political unrest and travelers' sustained confidence level in the healthcare sector. The revenue from foreign patients will also grow to USD ~ million by 2015, registering an expected CAGR of ~%.

## EXPECTED FOREIGN PATIENTS AND FOREIGN PATIENTS REVENUE, 2011-2015

**Figure: Expected Foreign Patients in Thousands and Foreign Patients Revenue in USD Million, 2011-2015**



### DISCLAIMER

*No part of this manual or any material appearing may be reproduced, stored in or transmitted on any other Web site without written permission of AM Mindpower Solutions and any payments of a specified fee. Requests to republish any material may be sent to us.*