



MINDPOWER SOLUTIONS

FEBRUARY

2011

**Global Healthcare Equipment and  
Supplies Market-Prospects in US &  
China**

## Disclaimer

The research reports provided by AM Mindpower Solutions are for the personal information of the authorised recipient and is not for public distribution and should not be reproduced or redistributed without prior permission. You are permitted to print or download extracts from this material for your personal use only. None of this material may be used for any commercial or public use.

The information provided in the research documents is from publicly available data and other sources, which are reliable. Efforts are made to try and ensure accuracy of data. With respect to documents available, neither the company nor any of its employees makes any warranty, express or implied, including the warranties of merchantability and fitness for a particular purpose, or assumes any legal liability or responsibility for the accuracy, completeness, or usefulness of any information, apparatus, product, or process disclosed, or represents that its use would not infringe privately owned rights.

The report also includes analysis and views expressed by our research team. The research reports are purely for information purposes. The opinions expressed are our current opinions as of the date appearing in the material and may be subject to change from time to time without notice. Investors should not solely rely on the information contained in the research documents and must make investment decisions based on their own investment objectives, risk profile and financial position. The recipients of this material should take their own professional advice before acting on this information.

*No part of this manual or any material appearing may be reproduced, stored in or transmitted on any other Web site without written permission of AM Mindpower Solutions and any payments of a specified fee. Requests to republish any material may be sent to us.*

## TABLE OF CONTENTS

1. Global Healthcare Equipment and Supplies Market
  - 1.1 Healthcare Overview
  - 1.2 Market Size and Development
  - 1.3 Market Segmentation
2. US Healthcare Equipment and Supplies Market
  - 2.1 Healthcare Overview
    - 2.1.1 US Medical Expenditures by Category
  - 2.2 Market Size and Development
  - 2.3 Market Segmentation by Value
    - 2.3.1 US Disposable Device Market
  - 2.4 Market by Geography
  - 2.5 US Medical Equipment Device Market
    - 2.5.1 Medical Equipment Market by Product Segmentation
  - 2.6 Industry Players and competition
  - 2.7 Healthcare Equipment and Device Industry Outlook
3. Asia
  - 3.1 China Healthcare Overview
    - 3.1.1 Healthcare Reforms
    - 3.1.2 China Healthcare Equipment and Device Market
    - 3.1.3 by Product Segmentation
    - 3.1.4 by Geography
    - 3.1.5 Industry Players and Competition
  - 3.2 Hong Kong Healthcare Equipment and Devices

- 3.2.1Market Demand
  - 3.2.2 by Product Segments
  - 3.2.3 by Geography
  - 3.2.4 Present Opportunities
- 3.3 India Healthcare Equipment and Device Market
  - 3.3.1 Market Size
- 4. Saudi Arabia Healthcare Equipment and Devices
  - 4.1 Market Development and Trends
  - 4.2 Market Demand and Size
  - 4.3Major Players
- 5. Industry Trends
  - 5.1 Medical Technology and Developments in Japan
  - 5.2Healthcare Services in Vietnam
  - 5.3 Rising IT Demand in Health Technologies in Greece
  - 5.4 Bright Prospects for Healthcare in Homecare Services
  - 5.5 Emerging economies to drive growth
- 6. Industry Driving Forces
  - 6.1 Introduction of New Tools and Devices
  - 6.2 Rising Healthcare expenditures
  - 6.3 Favouring Disposable Income in Developing Countries
  - 6.4 Health Problems Leading Demand for Medical Treatment
  - 6.5 Intensifying Hospital Supplies with Growing Elderly World Population
  - 6.6 Rising Hospital Admissions
  - 6.7 Rising Per Capita Income
- 7. Company Profiles
  - 7.1Medtronic Inc

7.1.1 Business Overview
7.1.2 Financial Performance
7.1.3 Business Strategies
7.2 Boston Scientific
7.2.1 Business Overview
7.2.2 Financial Performance
7.2.3 Business Strategies
7.3 Johnson & Johnson
7.3.1 Business Overview
7.3.2 Financial Performance
7.3.3 Business Strategies

## LIST OF CHARTS

Figure: Global Healthcare Equipment and Supplies Market by Value (2009-2014E)  
Figure: Healthcare Equipment and Supplies Market by Top Geographies in 2009  
Figure: Global Healthcare Equipment and Supplies Market Segmentation in % (2010)  
Figure: US National Health Expenditures (2000-2009)  
Figure: US Health Expenditures by Sectors in % (2009)  
Figure: US Medical Service Expenditures by Category in % (2009)  
Figure: US Healthcare Equipment and Supplies Market (2004-2010)  
Figure: US Healthcare Equipment and Supplies Market Segmentation by value in % (2009)  
Figure: Demand for Medical Disposables in United States (1998-2009)  
Figure: US Healthcare Equipment and Supplies Market by Geography in 2009  
Figure: US Medical Equipment Demand by Value (2000-2009)  
Figure: U.S. Medical Equipment Demand by Segments in 2009  
Figure: US Healthcare Equipment and Supplies Market Forecast (2010-2014E)  
Figure: China Healthcare Equipment and Supplies Market by value (2004-2010)  
Figure: China Healthcare Equipment and Supplies Market by Product Segments in 2010  
Figure: Asia Healthcare Equipment and Supplies Market by Geography in 2010  
Figure: Urban per capita Disposable Income in China (1998-2007)  
Figure: Medical equipment and Device Market and Forecast by value in India (2009, 2010 & 2014E)  
Figure: WW Aging Population within age group 55 to 80+ (1996-2010)  
Figure: Hospital Admissions in United States 2007  
Figure: Boston Scientific Revenues by Net Sales & Gross Profit (2005-2009)

Figure: J&J Net Sales (2004-2009)

## LIST OF TABLES

Table: Hong Kong Healthcare Equipment Imports (2004-2008)

Table: Japan Medical Device Market Statistics (2005-2009)

Table: Medtronic Inc Revenues by Business Segments (2009&2010)

Table: Boston Scientific Revenues by Geography (2007-2009)



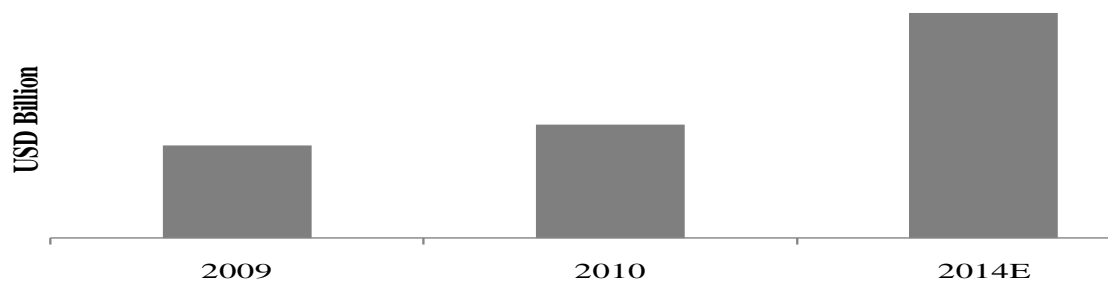
# 1. GLOBAL HEALTHCARE EQUIPMENT AND SUPPLIES MARKET

## 1.2 MARKET SIZE AND DEVELOPMENT

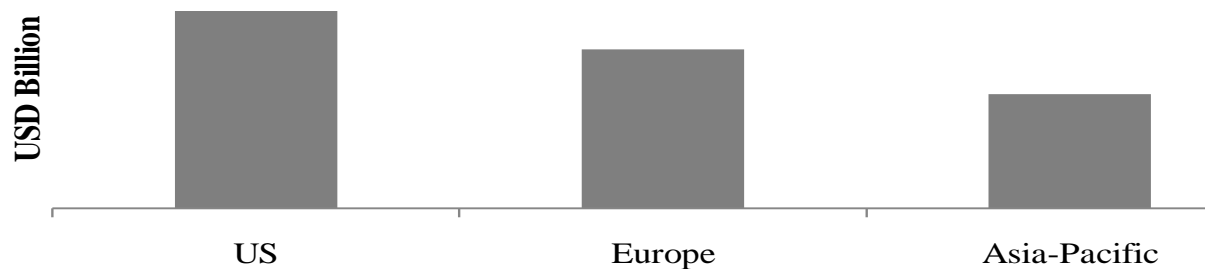
The global health care equipment & supplies market grew by ~% in 2010 to reach a value of USD~ billion driven by aging population, healthcare needs, development of better technology and rising disease level. Further this market is expected to reach USD~ billion by 2014.

Of total healthcare equipment and supplies market, disposable equipment ranks on the top position accounting for ~% share of the total global market value.

**Figure: Global Healthcare Equipment and Supplies Market by Value (2009-2014E)**



**Figure: Healthcare Equipment and Supplies Market by Top Geographies in 2009**

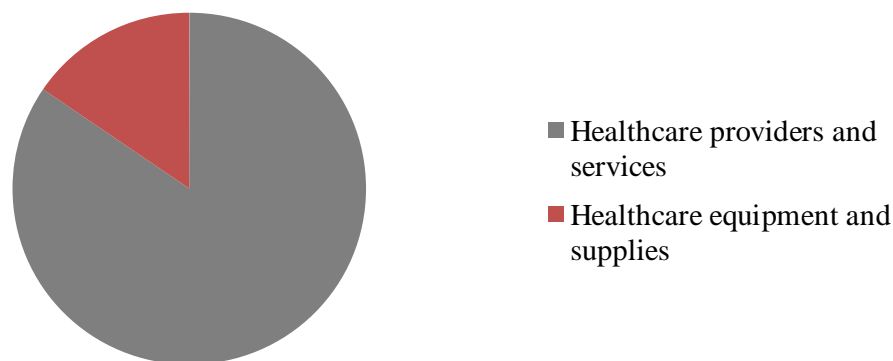


## GLOBAL MARKET SEGMENTATION

The leading revenue source in the global health care equipment and services industry group is healthcare providers and services, which accounts for ~% of the group's value.

Healthcare equipment and supplies represents the remaining ~% of the global industry group.

**Figure: Global Healthcare Equipment and Supplies Market Segmentation in % (2010)**



## US HEALTHCARE EQUIPMENT AND SUPPLIES MARKET

The US National Health expenditures have grown from 2004 to reach US\$~ billion in 2009. The growth of Health expenditure in 2004 to 2009 was a bit slower than that in 1999 to 2004, a five year period which saw gains of ~% per year. Overall, the mounting medical needs from an aging population counterbalance the efforts to control health care costs.

### US HEALTHCARE EQUIPMENT AND SUPPLIES MARKET SIZE

During the recession period US was the most affected economy which forced people to cut down their expenses, including medical and hospital care but despite the slowdown, the US health care equipment & device market generated fair results with a negligible slow down in 2009.


In terms of value, the US health care equipment & device market generated total revenues of USD~ billion in 2010, with a compound annual growth rate (CAGR) of ~ % in seven years (2004-2010).

---

## US MARKET SEGMENTATION BY VALUE

Disposable equipment & supplies is the largest segment of the health care equipment & supplies market in the United States, accounting for ~% of the market's total value.

**Figure: US Healthcare Equipment and Device Market Segmentation by value in % (2009)**



---

## US HEALTHCARE EQUIPMENT AND DEVICE INDUSTRY OUTLOOK

A steady growth is expected in the sector till 2012 supported by economy reforms and coming out of recessionary effects. Although growth rate will be slow compared to Asian countries but in value and volume terms stand on its top position. The industry is expected to grow at a CAGR of ~% reaching to the value of USD ~ billion by 2014.

## CHINA HEALTHCARE OVERVIEW

In terms of population, China ranks on top position worldwide also population of aging people is growing day by day; at present China has ~ million population over 60 years old and expected to reach ~ million by 2015. The top 3 most deadly diseases in China are cancer (~%), cerebrovascular disease (~%), and cardiovascular disease (~%).

Increasingly, patients are seeking out advanced medical techniques to treat these illnesses and there is a heavy reliance on Western technology for treatments and need has developed a strong market for healthcare equipment and devices in the region.

## CHINA HEALTHCARE EQUIPMENT AND DEVICE MARKET

China healthcare equipment and device market has a great potential, offering opportunities for foreign players to invest. Despite the global economic slowdown the Chinese health care equipment & supplies market has been enjoying a steady growth, with only slight change in 2009.

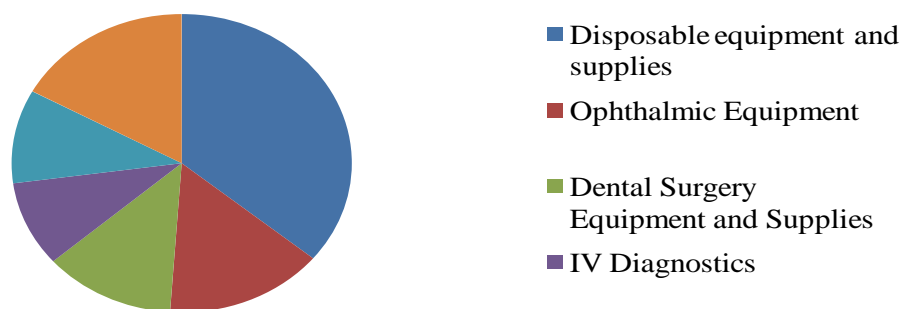
The Chinese health care equipment & supplies market reached to USD ~ billion in 2010, representing a compound annual growth rate (CAGR) of ~% from 2004-2010, in comparison to other developing countries in Asia.

A major portion of the demand comes from disposable equipment & supplies segment generating total revenues of USD~billion in 2009 and USD ~ billion in 2010. While sales of ophthalmic equipment reached to USD ~ billion in 2010, comparison to USD ~ billion in 2009 and USD ~billion in 2008 and expected to reach USD ~ billion in 2012.

## BY PRODUCT SEGMENTATION IN CHINA

Healthcare equipment and supplies is a broad category which includes disposable equipment and supplies, ophthalmic equipment, dental surgery equipment and supplies, technical aids, IV diagnostics and other equipment.

**Figure: Healthcare Equipment and Supplies Market by Product Segments in 2010**



#### BY GEOGRAPHY IN CHINA

In Asia Pacific healthcare equipment and supplies market, Japan is the major contributor accounting for almost ~% of the total market in 2009, closely followed by China ~% while rest of the countries contributes small share.

**Figure: Healthcare Equipment and Supplies Market by Segmentation in 2010**



### SAUDI ARABIA HEALTHCARE EQUIPMENT AND DEVICES

#### MARKET DEVELOPMENT AND TRENDS

There is a strong demand for Healthcare and medical equipment in Saudi Arabia. According to the recent studies, Saudi Arabia is the largest and most developed market for healthcare, medical equipment and products in the Arab Gulf region, valued at USD~billion in 2010 and this value is expected to grow to over USD~ billion by 2012. The major portion of the demand comes from Saudi Ministry of Health representing ~ percent of the market.

## MARKET DEMAND AND SIZE

In 2008, government allocated amount of USD ~billion which was ~% higher than in 2007. The major portion of the market relies on import as there is very limited domestic production which indicates growth opportunities for small private health sector and the production of healthcare and medical devices to boost the domestic market with the help of foreign investment.

## MEDICAL TECHNOLOGY AND DEVELOPMENTS IN JAPAN

The number of rising patients and healthcare concern has developed the need of advance technologies in healthcare equipment market. Government of Japan is also supporting demand for advanced medical technologies to make the pharmaceutical and medical device industries key drivers of Japan's future industrial growth and to attract foreign direct investment in these sectors.

**Table 4.1: Japan Medical Device Market Statistics (2005-2009)**

	2005	2006	2007	2008	2009
Total Market Size					
Total Domestic Production					
Exports					
Imports					
Imports from the US					

## BRIGHT PROSPECTS FOR HEALTHCARE IN HOMECARE SERVICES

The global home healthcare equipment market, reached at USD~ billion in 2009, is forecast to grow by ~% annually reaching USD~ billion by 2015 resulted high growth of healthcare equipment and devices.

The demand for self medication and home-based treatment is increasing, with more and more patients resorting to both the diagnosis and treatment of specific diseases at home driven by an increasing awareness of lifestyle disorders, people are, for example, self-monitoring diabetes and diagnosing breathing disorders.

The rapid technological developments that home-use devices such as glucose monitors, insulin delivery devices, nebulizers and oxygen concentrators have undergone is contributing to this trend.