

Growth Opportunities in China Glass Fiber Market 2013-2018: Trend, Forecast, and Competitive Analysis



Published: June 2013

Lucintel, the premier global management consulting and market research firm creates your equation for growth — whether you need to understand market dynamics, identify new opportunities, or increase your profitability.

Growth Opportunities in China Glass Fiber Market 2013-2018: Trend, Forecast, and Competitive Analysis

Background:

China's glass fiber industry is expected to post good growth and reach \$3,712 million over 2013-2018. China is one of the world's fastest growing economies and trade analysts agree that its potential as a market is expected to increase significantly in future. This report considers glass fiber reinforced materials for a variety of markets such as pipe and tank, transportation, wind energy, aerospace and defense, construction, marine, electrical and electronics, and others.

Lucintel, a leading global management consulting and market research firm, has analyzed the growth opportunities in China glass fiber market and offers its findings in its comprehensive research report, **"Growth Opportunities in China Glass Fiber Market 2013-2018: Trend, Forecast, and Competitive Analysis"**.

Lucintel has identified the applications/markets where there can be significant growth potential for glass fiber composites over 2013-2018. Glass fiber market is becoming highly competitive because of the emerging innovations as a principal tool for enhancing competition.

Lucintel identifies absence of standardization of end products, lack of automated production processes, and volatility in fuel prices as major growth challenges. Increasing demand for durable, lightweight, non-corrosive components, low price of glass fiber as compared to other reinforcement materials, and ability to compete effectively with steel and aluminum are the drivers that provide the market with competitive advantage.

This market report is an indispensable reference guide for materials suppliers, product manufacturers, investors, executives, distributors, and many more that operate in this market. To make business, investment, and strategic decisions, you need timely, useful information these market reports fulfil these core needs. This Lucintel research report provides excellent understanding of recent market scope and overview, macroeconomic overview, relative market attractiveness by application, annual market trend, emerging trends, market forecasts, Porter's Five Forces Analysis, product launches, competitive landscape, and profitability trend and analysis of major market players.

This unique report from Lucintel will provide you with valuable information, insights, and tools needed to identify new growth opportunities and operate your business successfully in this market. This report will save hundreds of hours of your own personal research time and will significantly benefit you in expanding your business in this market. In today's stringent economy, you need every advantage that you can find.

Features of This Report:

To make business, investment, and strategic decisions, you need timely, useful information. This market report fulfills this core need and is an indispensable reference guide for multinational materials suppliers, product manufacturers, investors, executives, distributors, and many more that operate in this market.

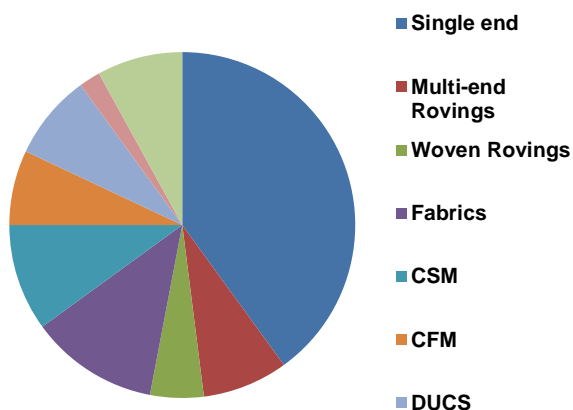
Some of the features of **"Growth Opportunities in China Glass Fiber Market 2013-2018: Trend, Forecast, and Competitive Analysis"** include:

Growth Opportunities in China Glass Fiber Market 2013-2018: Trend, Forecast, and Competitive Analysis

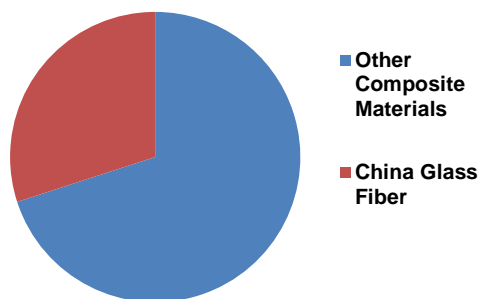
- Market size and growth rates of the China glass fiber market in various segments by applications in term of value and volume, by product type and by process in terms of volume
- Current market breakdown by type of product forms such as single end, multi-end roving's, woven roving's, fabrics, CSM, CFM, DUCS, CS, and others
- China glass fiber market outlook and global trends in pipe and tanks, transportation, wind energy, aerospace and defense, construction, marine, electrical and electronics, other market-segments requirements and challenges of various market segments
- China glass fiber market trend (2007-2012) and forecast (2013-2018) in various segments by applications in terms of value and volume, by product type and by process type in terms of volume
- Major drivers and challenges of China glass fiber market
- Porter's Five Forces Analysis for China glass fiber market
- Company profiles for leading players
- Growth opportunities and emerging trend for China glass fiber market

More than 68 figures/charts and 22 are provided in this roughly 129-page report.
Sample charts with random data are presented below.

**China Glass Fiber Market by Type M
lbs: 2012 (China Glass Fiber Market:
M lbs) - Random Data**

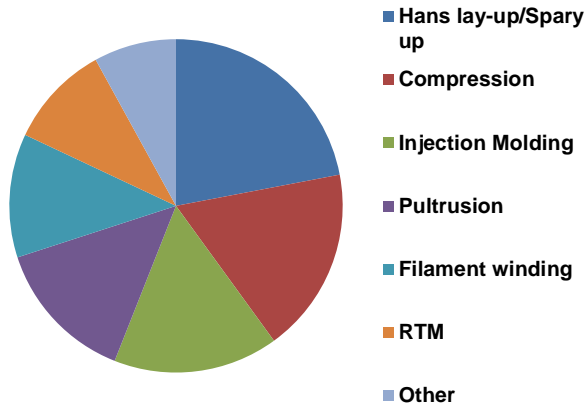


**Demand of China Fiber Glass
as a Proportion of Chinese
Composites Market: 2012 (China Composites Market Size:
M lbs) - Random Data**

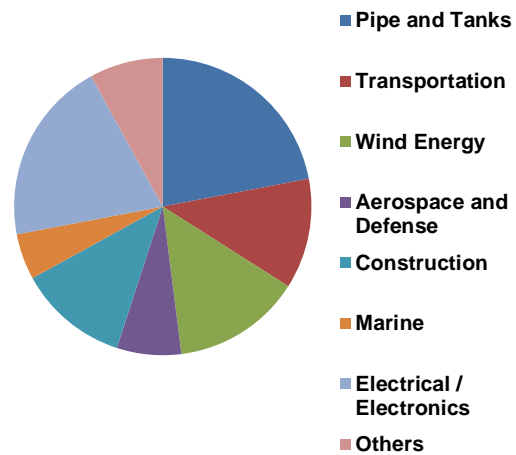


Growth Opportunities in China Glass Fiber Market 2013-2018: Trend, Forecast, and Competitive Analysis

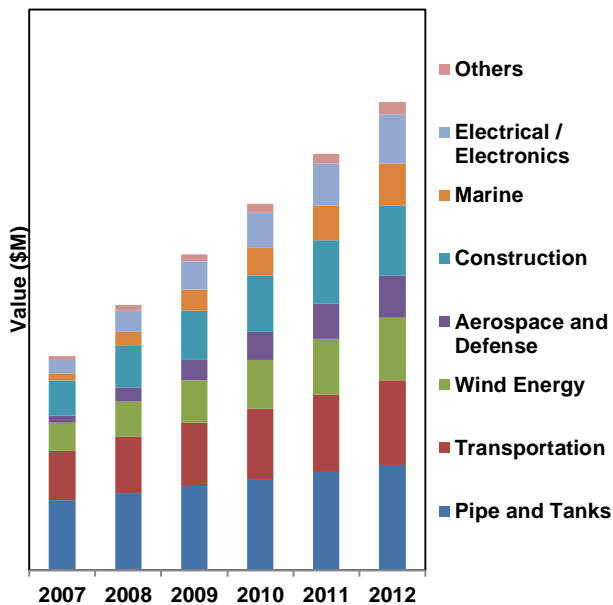
China Glass Fiber Market by Process
M lbs: 2012 (China Glass Fiber
Market: M lbs) - Random Data



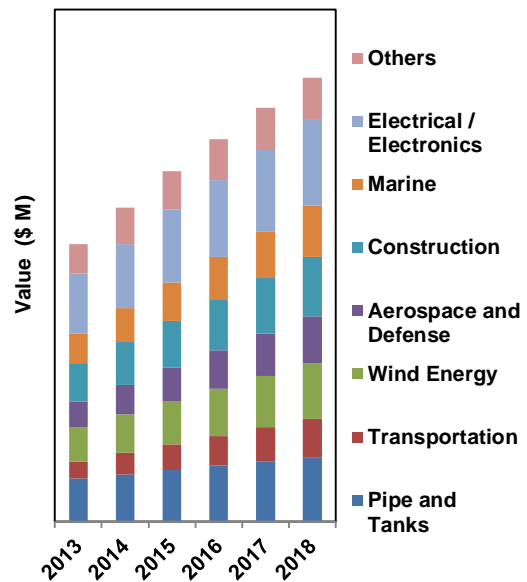
China Glass Fiber Market by Application \$M: 2012 (China Glass Fiber Market: \$M) - Random Data



China Glass Fiber Market Trend by Application \$M: 2007-2012 - Random Data

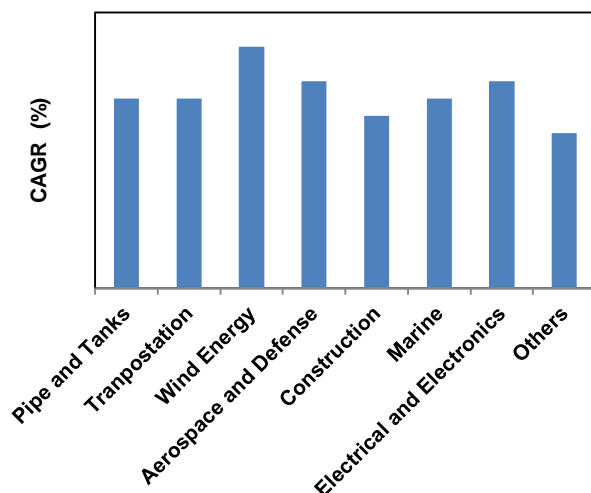


China Glass Fiber Market Forecast by Application \$M: 2013-2018 - Random Data

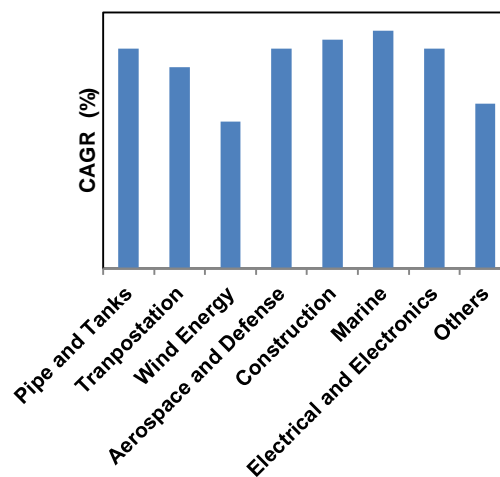


Growth Opportunities in China Glass Fiber Market 2013-2018: Trend, Forecast, and Competitive Analysis

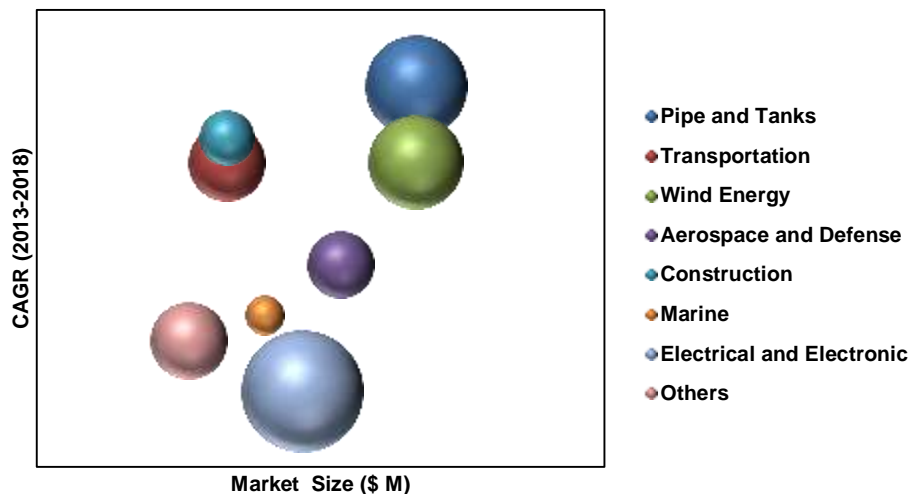
**CAGR in China Glass Fiber by
Application by Value 2007-2012 -
Random Data**



**CAGR in China Glass Fiber by
Application by Value: 2013-
2018 - Random Data**



**Opportunity in China Glass Fiber Market by Application: -
Random Data**



Growth Opportunities in China Glass Fiber Market 2013-2018: Trend, Forecast, and Competitive Analysis

Lucintel is used by small to multi-national Fortune 500 companies and utilized for a variety of reasons as follows.

Business development	Strategic planning
Business presentation	Determination of market size and trend
Competitive analysis	Resource and inventory management
Budgeting	Investment decisions

Research Methodology:

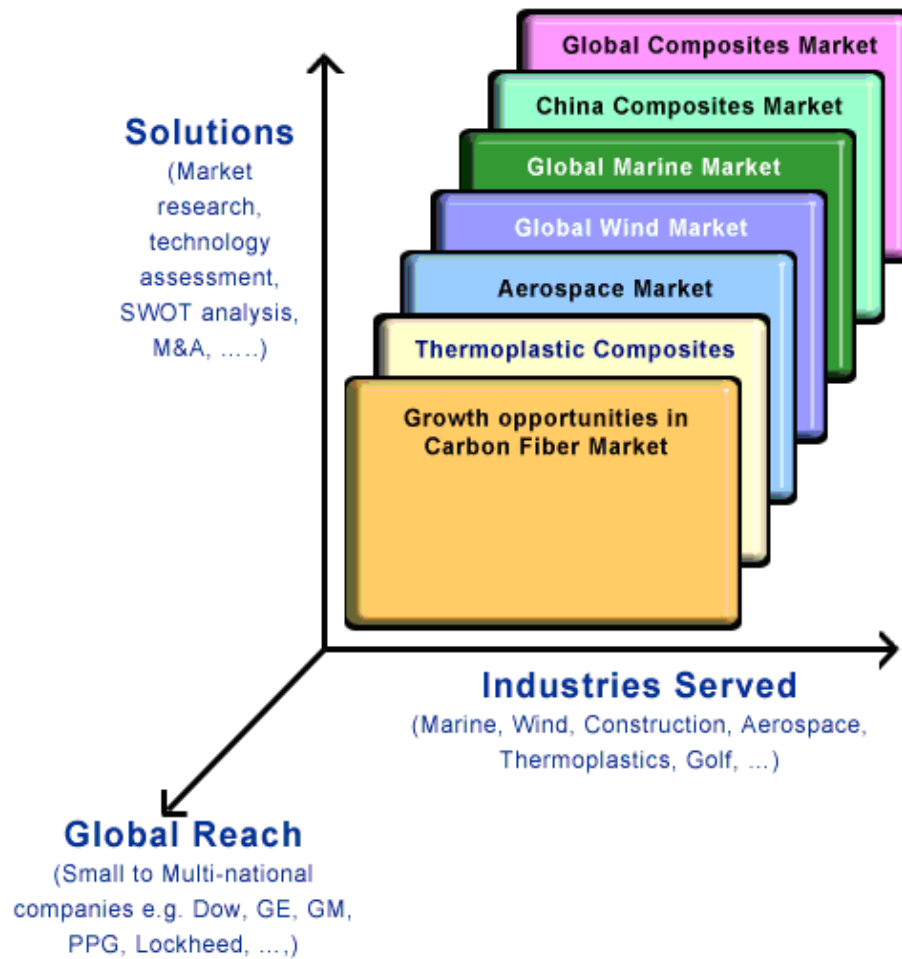
Lucintel has closely tracked and conducted research on composites and other markets since 1998. Lucintel has also forayed into economics and other verticals such as industry analysis and company profiles. This research project was designed to determine the current, trend, and forecast analyses for the China glass fiber market. Lucintel compiles vast amounts of data from numerous sources, validates the integrity of that data, and performs a comprehensive analysis on it. Lucintel then organizes the data, its findings, and insights into a concise report designed to support the strategic decision-making process

This study is a culmination of seven to eight months of full-time effort performed by Lucintel's analyst team. Our analysts used the following sources for the creation and completion of this valuable report:

- In-depth secondary research and telephonic interviews with leading players in China glass fiber market leading producers
- In-depth analysis of financial statements and annual reports of the India glass fiber market leading producers
- Thorough study of the China glass fiber market
- Extensive search of current published literature, market and database information including industry news, company press releases, and customer intentions
- A compilation of the experiences, judgments, and insights of Lucintel's professionals who have analyzed and tracked composite industry over the years.

Lucintel collects a significant amount of uninterpreted data from a variety of sources and converts this into intelligent data as follows. The intelligent data is used by our clients for making confident business decisions. The following figure is a graphical representation of the end-to-end Lucintel research process.

Growth Opportunities in China Glass Fiber Market 2013-2018: Trend, Forecast, and Competitive Analysis



Growth Opportunities in China Glass Fiber Market 2013-2018: Trend, Forecast, and Competitive Analysis

Table of Contents

1. Executive Summary

2. Chinese Economy Trend and Forecast

- 2.1: Chinese economy at a glance
- 2.2: China economy trend 2007-2012
- 2.3: Factors influencing Chinese economy
- 2.4: Export and import market
- 2.5: China economy forecast 2013–2018

3. Evolution of Glass Fiber Market in China

- 3.1: Brief history of the Chinese glass fiber market
- 3.2: China glass fiber industry overview
- 3.3: Characteristics of glass fiber industry
- 3.4: Glass fiber market by product form
- 3.5: Glass fiber market by applications served
- 3.6: Glass fiber market by process type
- 3.7: Supply chain for China glass fiber industry
- 3.8: Porter's five forces analysis

4. Glass Fiber Market Analysis

- 4.1: Current market analysis 2012
- 4.2: Chinese glass fiber market trends 2007-2012
- 4.3: Growth drivers for China glass fiber market
- 4.4: China glass fiber market forecasts 2013-2018

5. Competitive Landscape and Growth Opportunities Analysis

- 5.1: Product portfolio analysis
- 5.2: Emerging and growth markets

6. Industry Strategic Assessment

- 6.1: Emerging trends in China glass fiber industry
- 6.2: Innovations and new product launches in glass fiber industry
- 6.3: Mergers and acquisitions in China glass fiber industry

7. Company Profiles of Leading Players

- 7.1: Jushi Group, Co. Ltd. (Tongxiang, Zhejiang Province)
- 7.2: Chongqing Polycomp International Corp. (CPIC)
- 7.3: Taishan Fiberglass Inc.
- 7.4: Jiangsu Jiuding Group

Growth Opportunities in China Glass Fiber Market 2013-2018: Trend, Forecast, and Competitive Analysis

List of Figures

Chapter 2. Chinese Economy Trend and Forecast

- Figure 2.1: China GDP growth rate trend 2007-2012
- Figure 2.2: China population growth rate trend 2007-2012
- Figure 2.3: China inflation rate trend 2007-2012
- Figure 2.4: China unemployment rate trend 2007-2012
- Figure 2.5: Trend in the export market for the last seven years in China
- Figure 2.6: Trend in the import market for last seven years in China
- Figure 2.7: China GDP growth rate forecast 2013-2018
- Figure 2.8: China population growth rate forecast 2013-2018
- Figure 2.9: China inflation rate forecast 2013-2018
- Figure 2.10: China unemployment rate forecast 2013-2018
- Figure 2.11: Addition in working age population in China and the world (source: United Nations, World Population Prospects)

Chapter 3. Evolution of Glass Fiber Market in China

- Figure 3.1: Glass fiber sheet
- Figure 3.2: Evolution in the glass fiber application development in Chinese domestic market
- Figure 3.3: Glass fiber application development by year in China
- Figure 3.4: Glass fiber applications by manufacturing process and reinforcement form
- Figure 3.5: Emphasis on cost and performance by various industries
- Figure 3.6: Single end roving
- Figure 3.7: Multi-end roving
- Figure 3.8: Chopped strand mats
- Figure 3.9: Fiber glass veil
- Figure 3.10: Fiber glass stitched mat
- Figure 3.11: Fiber glass fabric
- Figure 3.12: Dry used chopped strands
- Figure 3.13: Woven roving
- Figure 3.14: Supply chain-China glass fiber market
- Figure 3.15: Porter's five forces analysis of Chinese glass fiber industry

Chapter 4. Glass Fiber Market Analysis

- Figure 4.1: Comparison of Chinese glass fiber market with the rest of the world in 2012
- Figure 4.2: Amount of glass fiber shipment in China and rest of the world
- Figure 4.3: Demand of China glass fiber as a proportion of Chinese composites market by volume
- Figure 4.4: Glass fiber market breakdown by type in 2012
- Figure 4.5: Glass fiber market breakdown by type of products (in M pounds)
- Figure 4.6: Glass fiber market breakdown by process type in 2012
- Figure 4.7: Glass fiber market breakdown by type of process (in M pounds)
- Figure 4.8: Fiber glass market breakdown by type of applications (by value) in China-2012
- Figure 4.9: fiber glass market breakdown by type of applications (by volume) in China-2012
- Figure 4.10: China glass fiber shipments (\$ M) by applications in 2012

Growth Opportunities in China Glass Fiber Market 2013-2018: Trend, Forecast, and Competitive Analysis

- Figure 4.11: China glass fiber shipments (M pounds) by applications in 2012
Figure 4.12: Chinese glass fiber market growth trends (2007-2012) by value
Figure 4.13: Chinese glass fiber market growth trends (2007-2012) by volume
Figure 4.14: Chinese glass fiber market by type in 2007 by volume
Figure 4.15: Chinese glass fiber market by type in 2012 by volume
Figure 4.16: Chinese glass fiber market by process in 2007 by volume
Figure 4.17: Chinese glass fiber market by process in 2012 by volume
Figure 4.18: Chinese glass fiber market trend by application segments by value during 2007-2012
Figure 4.19: CAGR of various application segments of Chinese glass fiber market by value 2007-2012
Figure 4.20: Year over year growth rate in various application segments of Chinese glass fiber market by value during 2011-2012
Figure 4.21: Chinese glass fiber market trend by application segments by volume during 2007-2012
Figure 4.22: CAGR of various application segments of Chinese glass fiber market by volume 2007-2012
Figure 4.23: Year over year growth rate in various application segments of China glass fiber market by volume during 2011-2012
Figure 4.24: Drivers and challenges of Chinese glass fiber market
Figure 4.25: China glass fiber market growth forecast 2013-2018
Figure 4.26: China glass fiber market growth forecast 2013-2018
Figure 4.27: Chinese glass fiber market by type in 2013 by volume
Figure 4.28: Chinese glass fiber market by type in 2018 by volume
Figure 4.29: Chinese glass fiber market by process in 2013 by volume
Figure 4.30: Chinese glass fiber market by process in 2018 by volume
Figure 4.31: Chinese glass fiber market trend by application segments by value during 2007-2012
Figure 4.32: CAGR of various application segments of Chinese glass fiber market by value 2013-2018
Figure 4.33: Year over year growth rate in various application segments of Chinese glass fiber market by value during 2012-2013
Figure 4.34: Chinese glass fiber market forecast by application segments by volume during 2013-2018
Figure 4.35: CAGR of various application segments of Chinese glass fiber market by volume 2013-2018
Figure 4.36: Year over year growth rate in various application segments of China glass fiber market by volume during 2012-2013

Chapter 5. Competitive Landscape and Growth Opportunities Analysis

- Figure 5.1: Market presence of major players of China glass fiber market
Figure 5.2: Growth opportunities in various application market segments (2013-2018)
Figure 5.3: Growth opportunities by process (2013-2018)
Figure 5.4: Growth opportunities by product type (2013-2018)

Chapter 6. Industry Strategic Assessment

- Figure 6.1: Emerging trends in China glass fiber industry
Figure 6.2: New product development in China glass fiber industry

Growth Opportunities in China Glass Fiber Market 2013-2018: Trend, Forecast, and Competitive Analysis

List of Tables

Chapter 1. Executive Summary

- Table 1.1: China glass fiber market parameters and attributes—materials perspective
- Table 1.2: China glass fiber market parameters and attributes—end product market perspective

Chapter 2. Chinese Economy Trend and Forecast

- Table 2.1: Structure of the economy
- Table 2.2: Average annual growth percentages for different sectors
- Table 2.3: Poverty and social status in 2010
- Table 2.4: Trade for different industries from 1990 to 2010
- Table 2.5: China development indicators in 2009-2012
- Table 2.6: China economy-selected indicators' growth rates
- Table 2.7: Tariff rates applied by China to fiberglass imports in 2010

Chapter 4. Glass Fiber Market Analysis

- Table 4.1: Market trends (2007-2012) in Chinese glass fiber shipments
- Table 4.2: Average growth rates for one, three and five years in China glass fiber industry in terms of \$ shipment
- Table 4.3: Average growth rates for one, three and five years in China glass fiber industry in terms of volume shipment
- Table 4.4: Market size and 2011-2012 growth rates in various application segments of Chinese glass fiber industry in terms of value and volume shipment
- Table 4.5: Market size and annual growth rates during the last five years (2007-2012) in various application segments of Chinese glass fiber industry in terms of value and volume shipment
- Table 4.6: Market forecast (2013-2018) in China glass fiber shipments
- Table 4.7: Average growth rates for one, three, and five years in China glass fiber industry in terms of \$ shipment
- Table 4.8: Average growth rates for one, three, and five years in Chinese glass fiber industry in terms of volume
- Table 4.9: Market size and 2013-2013 growth rates in various application segments of Chinese glass fiber industry in terms of value and volume shipment
- Table 4.10: Market size and annual growth rates during the last five years (2007-2012) in various application segments of Chinese glass fiber industry in terms of value and volume shipment

Chapter 5. Competitive Landscape and Growth Opportunities Analysis

- Table 5.1: Growth applications for composites industry

Chapter 6. Industry Strategic Assessment

- Table 6.1: Mergers and acquisitions in the China glass fiber industry
- Table 6.2: Expansion in China glass fiber industry